

MARKET DESIGN FOR THE ENVIRONMENT

Estelle Cantillon (Université Libre de Bruxelles and CEPR)

Aurélie Slechten (Lancaster University)

CEPR @40 Paris Symposium

WHAT ARE WE TALKING ABOUT ?

Nature provides a number of essential services that support our lives and economies ... all subject to externalities.

Common pool resources

(non-excludable, subject to congestion)

Privately-owned natural resources

Overexploitation

Degradation

Underprovision

Fisheries, water resources, hunting

Pollutants at different scales (NO_x, SO₂, CO₂, toxic effluents, ...)

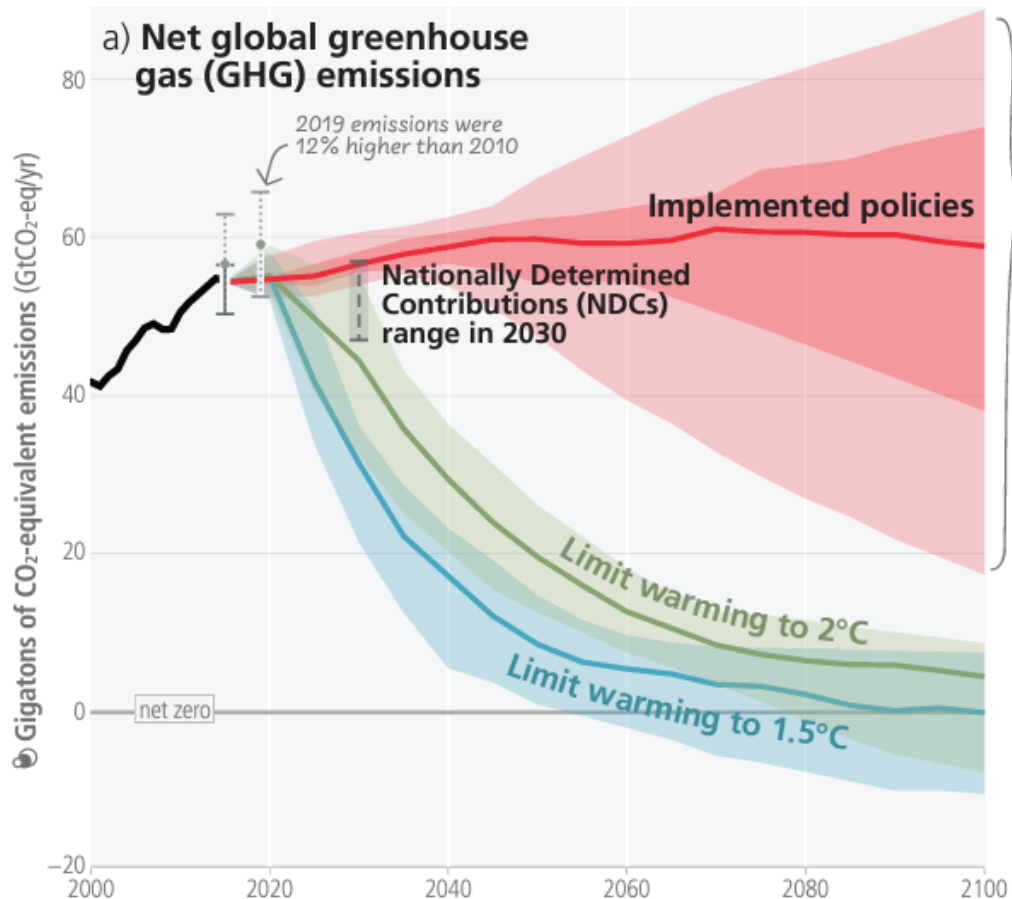
Biodiversity, carbon sequestration, other ecosystemic services

WHAT ROLES FOR MARKETS ? WHAT KIND OF MARKETS?

	Overexploitation	Degradation	Underprovision
Typical legacy ownership	Shared or nonexistent	Shared or nonexistent	Private
Policy objective	Ensure sustainable exploitation	Limit pollution	Encourage provision
Role for markets	Efficiency	Cost-effectiveness	Efficiency
Types of markets	Markets or auctions for quotas	Cap-and-trade, benchmark and trade, auctions for quotas, exit auctions	Payment-for-ecosystem services, project finance, biodiversity or carbon credits markets
Market governance	Public or private	Public	Public or private

FOCUS ON CARBON MARKETS - « POLLUTION » VS « PROVISION » MARKETS

Carbon emissions mitigation



IPCC, 2022

Carbon (avoided or) removed

- Nature-based solutions could contribute 37% of cost-effective emissions reduction (Griscom et al. 2017)
- Land use and forests represent around 25% of planned contributions in NDCs (Grassi et al. 2017)
- Number of companies adopting SBTi targets fast increasing

« POLLUTION » VS « PROVISION » MARKETS

Pollution market

- Compliance motive
- Public governance mechanism
- Well-identified regulated entities
- Property right is a permit to emit one ton of GHG
- Linking or CBAM to deal with carbon leakage (boundary problem)

Provision market

- Mostly voluntary motive
- Mostly private or hybrid mechanisms
- Global market, anyone can join (self-selection)
- Property right is a claim to avoid or remove one ton of GHG
- Crediting methodology to deal with boundary problem

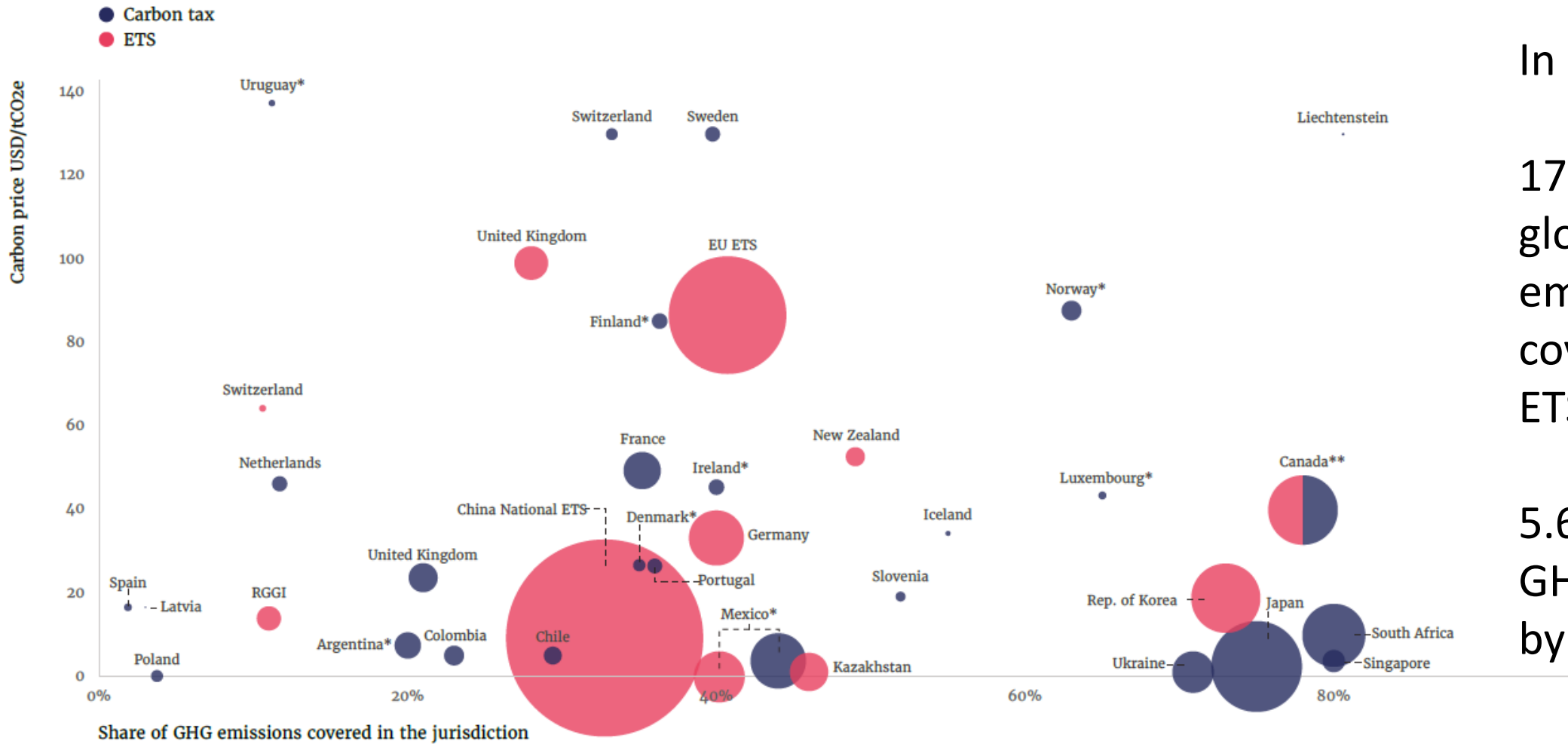


POLLUTION MARKETS

With an application to
the EU ETS

FIGURE 3

Absolute emissions coverage, share of emissions covered, and prices for CPIs across jurisdictions



In 2022:

17.55% of global GHG emissions covered by an ETS

5.66% of global GHG covered by a carbon tax

ETS: A RANGE OF MARKET DESIGN CONSIDERATIONS

- **Market scope**
 - Sectors and Gas
 - Size limits
 - Jurisdiction (linkages)
 - Time (banking and borrowing)
- **Cap** including cap adjustment mechanisms, cost containment reserves, MSR
- **Allocation of allowances:** auctions vs free allocation, allocation criteria
- **Compliance:** frequency, penalties, ...
- **Market organisation:** Who can trade? Where? What? Limits on trading? ▶▶

Prime policy
objective:
Cost efficiency



Informative and stable
price signal

Other considerations:

Underlying biophysical process (CO₂ is a stock pollutant), geo dispersion (hot spots), employment & industrial activity, implementation costs, accountability and governance

A BRIEF HISTORY OF THE EU ETS – MARKET DESIGN MATTERS

Phase I
2005-07

Phase II
2008-2012

Phase III
2013-20

Phase IV
2021-30

Scope: EU, 5 industrial sectors

Scope: Norway, Iceland and Liechtenstein, CDM and JI

Scope: Integration of aviation, new gases added (N₂O and PFCs)

Scope: Phase-in of maritime transport (2024), separate ETS for buildings & road transport (2027)

Cap: EC guidelines, nat'l choice

Cap: Top-down cap setting

Cap: Accelerated decrease in cap

Nat'l registries

Single EU registry

Allocation: grandfathered allowances

Default allocation is auctions. Free allocation based on benchmarking

Phase-out of free allowances (phase-in of CBAM starting in 2026)

Bankability and limited borrowability within phase

Allowances can be banked for the future

Backloading of allowances
Market stability reserve (2019)

Hacking events, VAT fraud
Economic crisis creates a market glut

Market regulated under MiFID

Fit-for-55 reforms (2023)

A BRIEF HISTORY OF THE EU ETS – MARKET DESIGN MATTERS

Phase I
2005-07

Scope: EU, 5 industrial sectors

Cap: EC guidelines, nat'l choice

Nat'l registries

Allocation: grandfathered allowances

Bankability and limited borrowability within

Phase II
2008-2012

Scope: Norway, Iceland and Liechtenstein, CDM and JI

Allowances can be banked for the future

Hacking events, VAT fraud
Economic crisis creates a market glut

Phase III
2013-20

Scope: Integration of aviation, new gases added (N2O and PFCs)

Cap: Top-down cap setting

Single EU registry

Default allocation is auctions. Free allocation based on benchmarking

Backloading of allowances
Market stability reserve (2019)

Market regulated under MiFID

Phase IV
2021-30

Scope: Phase-in of maritime transport (2024), separate ETS for buildings & road transport (2007)

Cap: Accelerated decrease in cap

Phase-out of free allowances (phase-in of CBAM starting in 2026)

Fit-for-55 reforms (2023)

A BRIEF HISTORY OF THE EU ETS – MARKET DESIGN MATTERS

Phase I
2005-07

Scope: EU, 5 industrial sectors

Cap: EC guidelines, nat'l choice

Nat'l registries

Allocation: grandfathered allowances

Bankability and limited borrowability within

Phase II
2008-2012

Scope: Norway, Iceland and Liechtenstein, CDM and JI

Allowances can be banked for the future

Hacking events, VAT fraud
Economic crisis creates a market glut

Phase III
2013-20

Scope: Integration of aviation, new gases added (N₂O and PFCs)

Cap: Top-down cap setting

Single EU registry

Default allocation is auctions. Free allocation based on benchmarking

Backloading of allowances
Market stability reserve (2019)

Market regulated under MiFID

Phase IV
2021-30

Scope: Phase-in of maritime transport (2024), separate ETS for buildings & road transport (2007)

Cap: Accelerated decrease in cap

Phase-out of free allowances (phase-in of CBAM starting in 2026)

Fit-for-55 reforms (2023)

A BRIEF HISTORY OF THE EU ETS – MARKET DESIGN MATTERS

Phase I 2005-07

Scope: EU, 5 industrial sectors

Cap: EC guidelines, nat'l choice

Nat'l registries

Allocation: grandfathered allowances

Bankability and limited borrowability within

Phase II 2008-2012

Scope: Norway, Iceland and Liechtenstein, CDM and JI

Allowances can be banked for the future

Hacking events, VAT fraud
Economic crisis creates a market glut

Phase III 2013-20

Scope: Integration of aviation, new gases added (N₂O and PFCs)

Cap: Top-down cap setting

Single EU registry

Default allocation is auctions. Free allocation based on benchmarking

Backloading of allowances
Market stability reserve (2019)

Market regulated under MiFID

Phase IV 2021-30

Scope: Phase-in of maritime transport (2024), separate ETS for buildings & road transport (2007)

Cap: Accelerated decrease in cap

Phase-out of free allowances (phase-in of CBAM starting in 2026)

Fit-for-55 reforms (2023)

WHAT DRIVES PRICES ?

Market fundamentals:

- Abatement costs (technology)
- BAU emissions: economic activity, overlapping policies
- Cap, timing of allocation and constraints on borrowing and banking

Eqm predictions without further frictions predict **relatively stable prices** (martingale property, shocks are spread out)

- ESSENTIAL to drive LT investment !

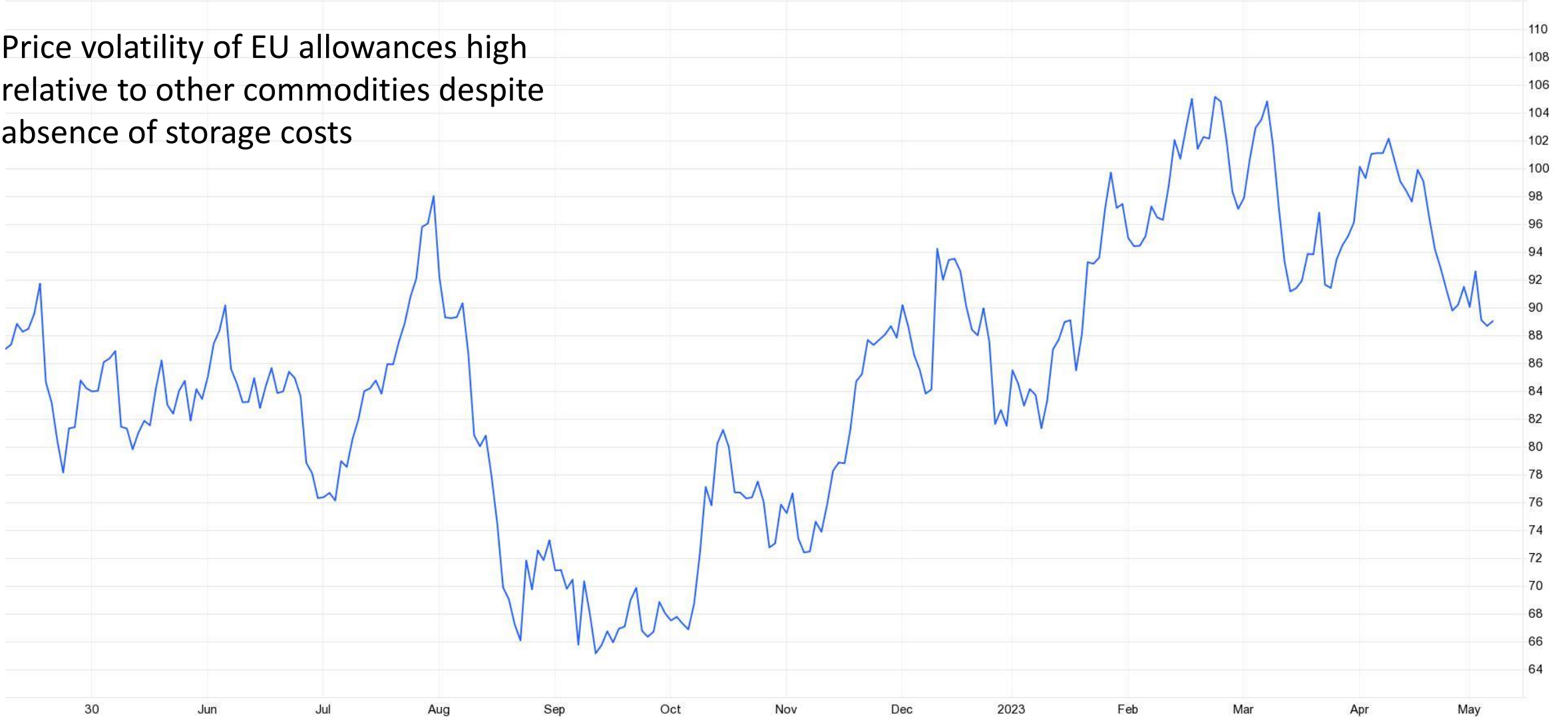
IS THE EU ETS DELIVERING THE RIGHT PRICE SIGNAL ?



EXCESS VOLATILITY ?

EU Carbon Permits

Price volatility of EU allowances high relative to other commodities despite absence of storage costs



WHY THIS EXCESS VOLATILITY ? MARKET DESIGN IMPLICATIONS

Risk management practices and/or short-sightedness of compliance firms

(Quemin and Trotignon, 2021)

Support long-term markets for hedging ?
Impact on cap adjustment?

Overlapping policies lead to large shocks in BAU emissions

(SO₂, Borenstein et al., 2019)

How should the cap be adjusted ?

Financialisation of the ETS

(Cheng and Xiong, 2014)

Who should participate ?

Thin markets / compliance cycle

Lower the frequency of the market ?
Staggered compliance cycles ?

Market fragmentation and opacity

(Cantillon and Slechten, 2023)

Centralize trading ? Market makers ?

TWO TYPES OF PRICE STABILISATION MECHANISMS

Price collars (hybrid mechanism):

- Lose either quantity target or cost efficiency (due to rationing)
- Used in California, NZ

Dynamic cap adjustments:

- Can trigger feedback loops that disrupt the normal operation of the market in the presence of tightening caps (Chaton et al. 2018, Bruninx et al, 2020)
- Market stability reserve in the EU: allowance removal when allowances in circulation above a threshold, allowance injection when allowances in circulation below a threshold



PROVISION MARKETS

With an appn to
voluntary carbon
markets

VOLUNTARY MARKETS 101

Standards

Gold Standard
Climate Security & Sustainable Development

 **Verified Carbon Standard**

Third-party
certifiers


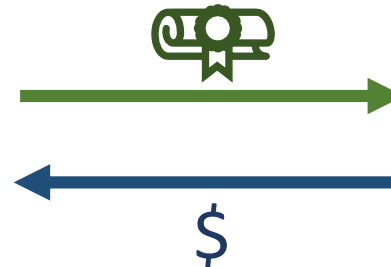
Registries

Market
platforms and
intermediaries

- **Additionality**
- **Permanence**
- **Baseline accuracy**
(avoiding over-crediting)
- **Traceability**
(avoidance of double-counting)



Project that reduces carbon emissions relative to BAU or removes carbon



Individual or company eager to compensate their emissions

HUGE POTENTIAL BUT MARKET PLAGUED BY LOW TRUST

Thomson Reuters Foundation News

Can new global guidance for carbon market stop greenwashing?

Efforts are underway to boost the quality of carbon credits by setting a higher threshold and make it easier for corporations to know what...

21 Jul 2022



The Guardian

Revealed: more than 90% of rainforest carbon offsets by biggest certifier are worthless, analysis shows

Investigation into Verra carbon standard finds most are 'phantom credits' and may worsen global heating.

18 Jan 2023



Eco-Business.com

APAC regulators signal closer look into carbon markets amid Verra controversy

Governments and bourses across the Asia Pacific dealing in voluntary carbon markets say they are studying claims that Verra,...

15 Feb 2023



Mongabay

Carbon credits from award-winning Kenyan offset suspended by Verra

The carbon offset certifier Verra told Mongabay it had initiated a "quality control review" of the Northern Kenya Grassland Carbon Project,...

1 month ago



Grantham Research Institute
on Climate Change
and the Environment

Centre for
Climate Change
Economics and Policy

Do carbon offsets offset carbon?

Raphael Calel, Jonathan Colmer, Antoine Dechezleprêtre and Matthieu Glachant

« At least 52% of approved carbon offsets were allocated to projects that would very likely have been built anyway. In addition to wasting scarce resources, we estimate that the sale of these offsets to regulated polluters has substantially increased global carbon dioxide emissions»

Cooking the books: Pervasive over-crediting from cookstoves offset methodologies

Annelise Gill-Wiehl¹ [ORCID](#) [Email](#)

Daniel Kammen¹ [ORCID](#)

Barbara Haya² [ORCID](#)

¹ University of California, Berkeley.

² Goldman School of Public Policy & California Institute for Energy and Environment, University of California, Berkeley

FRAGMENTATION IN VOLUNTARY CARBON MARKETS

\$ per mtCO₂e

■ Nature-based carbon credits ■ Renewable energy ■ Credits eligible for aviation (Corsia) scheme
■ Household devices inc cookstove projects



Source: S&P Global Commodity Insights

FINANCIAL TIMES

In 2022, 475 million carbon credits issued (200 million retired)

To be compared with size of EU ETS 1,536 million in 2022



RECENT DEVELOPMENTS AND OPEN MARKET DESIGN QUESTIONS

Recent developments

- **Technological advances** (satellite imagery, block chain) reducing the costs of monitoring and control (traceability)
- **Restrictions on supply and demand:**
 - Industry-wide efforts to revamp and harmonize **standards** and put restrictions on **credit use** (SBTi)
 - Legislative initiatives on carbon credits **certification** and carbon **credit use**
- Demand for carbon offsets will not decrease any time soon

RECENT DEVELOPMENTS AND OPEN MARKET DESIGN QUESTIONS

Recent developments

- **Technological advances** (satellite imagery, block chain) reducing the costs of monitoring and control (traceability)
- **Restrictions on supply and demand:**
 - Industry-wide efforts to revamp and harmonize **standards** and put restrictions on **credit use** (SBTi)
 - Legislative initiatives on carbon credits **certification** and carbon **credit use**
- Demand for carbon offsets will not decrease any time soon

Open market design questions

- What's the **primary objective** of a market here ?
 - Project finance in jurisdictions without a carbon price?
 - Payment for ecosystem services ?
 - Access to cost-effective abatement options
- **Asset design** at issuance level and along their life-times to mitigate the risks of overcrediting, leakage and non-permanence
- **Market segmentation:** one ton \neq one ton?
- Should the market be **decentralized** ?

CONCLUDING COMMENTS

- Wide-open area for research, huge societal impact
- Fundamental questions about the nature of product traded, behavior, the proper governance of these markets

CONCLUDING COMMENTS

- Wide-open area for research, huge societal impact
- Fundamental questions about the nature of product traded, behavior, the proper governance of these markets

Insight #1: Design must be tailored to underlying biophysical process

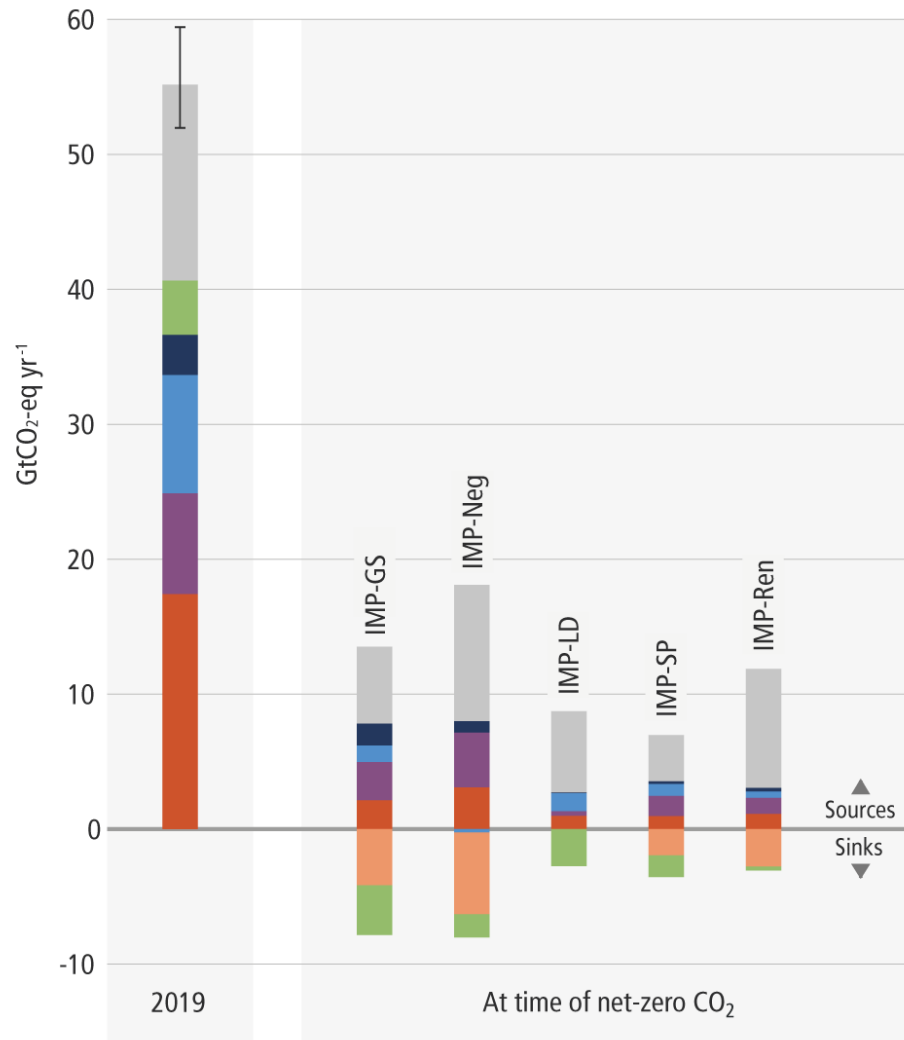
- Restriction on borrowing for stock pollutant, scope considerations in pollution markets
- Asset design that accounts for the non-permanence of the carbon removal in provision market

Insight #2: The EU ETS and the voluntary carbon market each have their issues

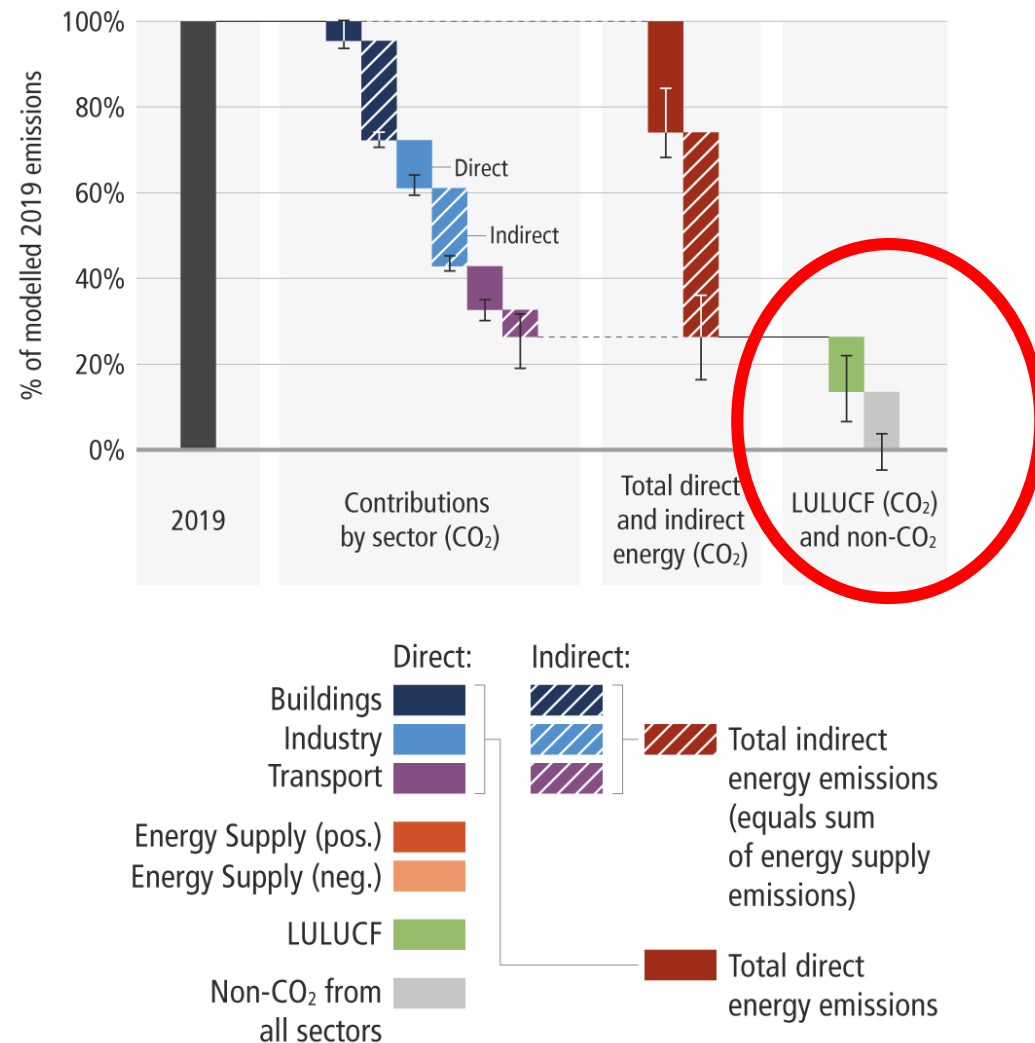
Insight #3: Pollution markets and provision markets are pursuing distinct objectives in the context of climate action and should not be integrated

Net zero CO₂ and net zero GHG emissions are possible through different modelled mitigation pathways.

e. Sectoral GHG emissions at the time of net-zero CO₂ emissions (compared to modelled 2019 emissions)



f. Contributions to reaching net zero GHG emissions (for all scenarios reaching net-zero GHGs)



Extra slides

CARBON MARKETS AS FINANCIAL MARKETS – CHOICES AROUND THE WORLD

	California ETS (2012)	Korea ETS (2015)	China ETS (2021)	EU ETS (2005)
Coverage	500+ entities, 74% of GHG	680+ entities, 74% of GHG	2,100+ entities, 40% of GHG	10,000+ entities, 39% of GHG
Status of allowances	Limited tradable authorisations	Not defined	Physical asset	Financial instrument
Primary market	Quarterly auctions	Free allocations + some auctions	Free allocations	Daily auctions
Secondary market	OTC	OTC and KRX	Shanghai EEE	OTC + EEX, ICE and Nasdaq
Derivative market	ICE and CME	-	-	EEX, ICE and Nasdaq
Participation in physical market	Compliance traders, holders of offset projects and firms offering clearing services	Compliance traders, authorized market makers, brokers (position limit)	Only compliance entities	Compliance traders + others (investors, brokers, other service providers)



CARBON MARKETS AS FINANCIAL MARKETS – CURRENT POLICY ISSUES

EU Carbon Permits




Carbon Pulse

Brussels commissions study into how emitters trade, barriers to participation in EU ETS

Published 16:10 on September 5, 2022 / Last updated at 16:10 on September 5, 2022 / Bavardage, EMEA, EU ETS / No Comments

The European Commission is analysing how emitters partake in the EU ETS in order to better understand their motivations for using certain trading channels and to identify any barriers to participation.


[Read More](#)

 The Corner

There's A Massive Bubble In The Price Of Carbon – And Yet It ...

There's A Massive Bubble In The Price Of Carbon – And Yet It Won't Bring Down Emissions Any Faster. TOPICS:carbon emissionsCO2 prices.


05 Feb 2022

 Bloomberg.com

Key EU Lawmaker Proposes New Way to Tame Carbon Price ...

Liese, a German member of the European Parliament, is seeking to strengthen a mechanism preventing excessive price growth as part of a...


16 Feb 2022

 Bloomberg.com

EU Lawmakers Seek Carbon Market Restrictions to Curb ...

EU Lawmakers Seek CO2 Market Restrictions to Cut Speculation ... The reform of the EU ETS, proposed by the Commission in July,...

11 May 2022

 EURACTIV.com

Restricting market access will damage the EU ETS

The intention behind this proposal was to curb speculation blamed for a steep carbon price increase observed in the last 16 months.

03 Jun 2022

